

**WOLFFKRAN**



**Environmental, Social, and  
Governance Report 2025**

# Table of Contents

<b>Executive Summary</b>	<b>4</b>
<b>Foreword</b>	<b>7</b>
<b>Introduction</b>	<b>8</b>
Organizational Review	8
Purpose of the Report	10
Scope and Reporting Boundary	10
Approach to Sustainability	10
Reporting Frameworks and Alignment	11
<b>Environmental</b>	<b>13</b>
Climate-Related Risks and Opportunities	14
GHG Emissions	15
Emissions Performance	16
Reporting Boundary Expansion and Future Reporting Developments	18
Energy Management	19
Renewable Energy Generation	23
Energy Efficiency Improvements in 2025	23
Water Use and Conservation	24
Waste Management	26
Biodiversity	28
Transition Plan	29
<b>Social</b>	<b>33</b>
Health, Safety and Wellbeing	34
Diversity, Equity, and Inclusion (DEI)	35
Employee Development and Engagement	36
Community Engagement and Social Impact	37
<b>Governance</b>	<b>39</b>
Governance Structure	40
Ethics and Compliance	40
Risk Management	41
Supply Chain Responsibility	41
Whistleblowing and Grievance Mechanisms	41
Data Protection and Cybersecurity	41
<b>Outlook</b>	<b>43</b>
<b>Appendices and Supporting Information</b>	<b>45</b>
Methodology and Assumptions	45
Scope 3 Categories and Reporting Status	48
<b>Glossary and Abbreviations</b>	<b>51</b>
Abbreviations	53
Units of Measurement	53

Seegut am Tegernsee  
Resort Development,  
Bad Wiessee, Germany

# Executive Summary

This report provides an update on the environmental, social and governance (ESG) performance of the Wolffkran Group for the reporting period 1 November 2024 to 31 October 2025. It builds upon the Group's inaugural ESG Report published in 2024, which established the foundations of Wolffkran's sustainability strategy, climate-related risk assessment, and governance framework. As such, the 2025 report focuses primarily on developments, operational changes, and improvements in ESG data management during the reporting period rather than repeating the contextual information already provided in the previous report.

During the reporting period, Wolffkran continued to operate across its established international footprint while expanding the scope of ESG reporting to include WOLFFKRAN Ltd in Saudi Arabia for the first time. The reporting boundary now includes operations in Germany, the United Kingdom, Switzerland, the United States and Saudi Arabia.

Across these regions, Wolffkran's activities include tower crane manufacturing, engineering and research, crane sales and rental, project support services, and operational support functions. Manufacturing operations remain concentrated in Germany at the Group's production facilities in Heilbronn and Luckau supported by the R&D and engineering center in Ilsfeld. Operational activities across other regions include offices, storage and maintenance yards as well as vehicle fleet operations used to support crane erection, dismantling, and maintenance activities. The operation of cranes on customer construction sites remains outside the scope of operational emissions reporting.

The Wolffkran Group within this report's scope employed approximately 810 employees globally during the reporting period, including approximately 125 employees in Saudi Arabia.

## Our Sustainability Performance at a Glance\*

	2025	2024
<b>Total emissions (tCO<sub>2</sub>e)</b>	5,815.5	4,139.2
<b>Total employees (FTE)</b>	810 (801.0)	702 (697.6)
<b>Total performance (EUR million)</b>	284.8	263.2
<b>Total cranes produced (units)</b>	125	120
<b>Carbon intensity per employee FTE (tCO<sub>2</sub>e)</b>	7.3	5.9
<b>Carbon intensity per EUR million revenue (tCO<sub>2</sub>e)</b>	20.4	15.7
<b>Carbon intensity per unit output (tCO<sub>2</sub>e)</b>	46.5	34.5

\* Figures in this ESG report are not directly comparable with those presented in the Group's financial reporting (different reporting period and different scope of consolidation).

## Climate strategy and environmental focus

Environmental performance remains a key focus area for the organization. While the climate-related risks and opportunities facing Wolffkran were described in detail in the ESG Report 2024, these remain broadly unchanged during the current reporting period. The Group continues to assess these risks through climate scenarios based on global warming pathways of 2°C, 2.5°C and 3°C, in line with the recommendations of the Task Force on Climate-related Financial Disclosures (TCFD) and the requirements of the Swiss Climate Ordinance.

Several operational improvements were implemented during the reporting period to improve energy efficiency and reduce operational emissions. In the United Kingdom, these included the beginning of a hydrotreated vegetable oil (HVO) fuel trial, further electrification of the vehicle fleet, installation of four fast electric vehicle charging points, and additional LED lighting upgrades across operational facilities. Efficiency improvements were also achieved through the replacement of older equipment, including the installation of a more efficient gas oil boiler and the replacement of an ageing yard crane.

## ESG governance and reporting improvements

During the preparation of this report, improvements to internal data validation processes identified inaccuracies in certain environmental metrics reported in the ESG Report 2024. In particular, district heating (steam) consumption at the Heilbronn manufacturing site had previously been misreported as natural gas consumption, and both German facilities submitted energy data in kilowatts (kW) rather than kilowatt-hours (kWh). A carbon accounting error was also identified in the calculation of emissions associated with waste production, vastly overestimating the emissions associated with this Scope 3 element. These issues have now been corrected, and the relevant figures for the 2024 reporting period have been restated to ensure accuracy and consistency in the Group's environmental disclosures.

Environmental data coverage continues to evolve as the Group strengthens its monitoring systems across global operations. While electricity and fuel consumption data are available for the majority of reporting entities, certain datasets remain incomplete in newly included regions. In Saudi Arabia, fuel usage was

\* under review

partially available, while waste and water consumption data are not currently tracked due to the nature of facility rental arrangements.

From a governance perspective, the reporting period also marked an important step forward in the coordination of sustainability activities across the organization. Responsibility for ESG reporting and sustainability initiatives has now been formally assigned to a Group ESG Manager, strengthening oversight and improving consistency in ESG data collection and reporting across the Group.

## Our Key ESG Commitments

- The ambition to achieve net-zero greenhouse gas emissions by 2050, with an interim target of reducing Scope 1 and Scope 2 emissions by 50% by 2035\* compared to 2024
- Strengthening supply chain sustainability
- Increasing renewable energy generation
- Improving waste diversion across operations

As Wolffkran continues to expand internationally, the Group remains focused on improving the quality of its ESG data, strengthening environmental management practices, and embedding sustainability considerations more fully into operational decision-making.

During the current reporting period, the inclusion of WOLFFKRAN Ltd in Saudi Arabia has resulted in a material expansion of the Group's operational footprint and associated emissions. As a result, the comparability of emissions data against the original baseline has been impacted. Wolffkran is therefore reviewing its mid-term emissions reduction targets to ensure they remain both ambitious and achievable in light of the expanded reporting boundary and ongoing business growth. This review will consider the potential introduction of intensity-based metrics alongside absolute emissions targets to better reflect operational performance.



New Grenland Bridge,  
Norway

# Foreword

## Dear Wolffkran Community,

At Wolffkran, sustainability remains a central part of how we approach the future of our business and the role we play within the global construction industry. As a leading manufacturer and supplier of tower cranes, we recognize that the equipment we design, manufacture, and deploy supports the development of the built environment worldwide. With this responsibility comes an opportunity to contribute to safer, more efficient, and increasingly sustainable construction practices.

Following the publication of our inaugural ESG Report in 2024, which established the foundation of our sustainability strategy and governance framework, this year's report provides an update on our progress and further developments across the Group. It reflects our continued commitment to strengthening transparency, improving the quality of our environmental data and integrating sustainability considerations more systematically into our operations.

During the reporting period, Wolffkran continued to expand its international footprint and operational capabilities. This report includes the activities of WOLFFKRAN Ltd in Saudi Arabia within our ESG reporting boundary for the first time, marking an important step in improving the completeness of our global disclosures. As our organization grows, maintaining strong governance and clear oversight of environmental and social impacts becomes increasingly important.

The construction sector continues to evolve in response to climate change, regulatory developments, and shifting expectations from customers and stakeholders. Wolffkran remains committed to addressing these challenges through innovation and operational improvements. Our continued investment in sustainable power solutions for our cranes supports lower-emission construction sites and enables our customers to reduce their environmental impact.

Our sustainability journey is one of continuous improvement. By enhancing the way we measure and manage our environmental and social impacts, we are building a stronger foundation for the future of Wolffkran. The engagement of our employees, partners, and stakeholders remains critical as we work together to navigate the opportunities and challenges associated with the transition to a more sustainable construction sector.

I am proud of the progress we have made and confident in the direction we are heading. Through continued collaboration, innovation, and transparency, Wolffkran will remain committed to contributing positively to the development of a more sustainable built environment.

Thank you for your continued interest in and support of Wolffkran's ESG journey.

**Dr. Peter Schiefer**  
**CEO and Delegate of the Board of Directors**  
**WOLFFKRAN Group**

# Introduction

## Organizational Review

**Wolffkran is an international manufacturer and service provider of tower cranes,** supporting construction and infrastructure projects across a wide range of global markets. The Group's activities include the design, manufacture, sale, rental, and servicing of tower cranes, alongside engineering and project support services that enable the efficient delivery of complex construction projects.

**Manufacturing is concentrated in Germany, where Wolffkran operates production facilities in Heilbronn and Luckau,** supported by a research and engineering center in Ilsfeld. Due to the proximity of the Heilbronn manufacturing facility and the Ilsfeld R&D center, certain environmental data associated with these locations are reported jointly within the Group's environmental disclosures.

**Wolffkran operates a network of offices and operational yards supporting crane sales, rental operations, and technical services.** Most of these facilities are located in Germany, the United Kingdom, Switzerland and the United States, forming a global operational footprint that supports construction projects across multiple regions. During the current reporting period, the Group expanded its ESG reporting boundary to include WOLFFKRAN Ltd in Saudi Arabia. The entity currently supports crane sales, rental operations, erection services, and project support activities within the region, alongside office operations and yard facilities used for equipment storage and maintenance.

Across all regions, operational activities included within this report cover manufacturing, engineering functions, some office operations, storage and maintenance yards, as well as vehicle fleet activities used to support crane erection, dismantling, and maintenance. The operation of cranes on customer construction sites remains outside the organizational boundary for environmental emissions reporting, as these activities are controlled by project contractors rather than Wolffkran.

---

**1 Victoria Street,  
London, UK**



## Purpose of the Report

This report represents the second Group-level ESG disclosure published by Wolffkran and should be read alongside the ESG Report 2024, which established the baseline context for the Group's sustainability strategy, governance framework, and climate-related risk assessment.

As a result, the 2025 report has been prepared as a streamlined update report, focusing primarily on developments during the reporting period, including operational improvements, governance developments, and enhancements to ESG data management processes. Background information relating to the construction sector, climate risks, and governance structures that was described in detail in the ESG Report 2024 has therefore not been repeated in full. This approach reflects the evolving maturity of Wolffkran's ESG reporting framework and allows the report to focus on progress made during the reporting period.

## Scope and Reporting Boundary

The reporting period for this report covers 1 November 2024 to 31 October 2025, consistent with the reporting period used in the ESG Report 2024.

### The organizational boundary for the report includes the following entities:

- WOLFFKRAN GmbH (including manufacturing operations in Heilbronn and the R&D and engineering center in Ilfeld), WOLFFKRAN Werk Brandenburg GmbH (Germany)
- WOLFFKRAN Ltd, WOLFF Onsite Ltd (United Kingdom)
- WOLFFKRAN International AG (Switzerland)
- WOLFFKRAN Inc. (United States)
- WOLFFKRAN Ltd (Saudi Arabia)

Together, these entities encompass the majority of the Wolffkran Group's operational activities.

Operational activities included within the reporting boundary comprise manufacturing operations, engineering and research functions, office activities, storage and maintenance yards, and vehicle fleet operations associated with crane erection, dismantling, and maintenance. Third-party transport providers and the operation of cranes on construction sites are excluded from the Group's operational emissions boundary.

Environmental data availability varies across regions due to differences in operational maturity and monitoring systems. Where data limitations exist, these are transparently identified and disclosed within the appendices.

## Approach to Sustainability

Wolffkran's approach to sustainability continues to be guided by the CLIMB framework, as introduced in the ESG Report 2024. This internally developed framework provides a structured foundation for integrating environmental, social, and governance into both strategic decision-making and day-to-day operations.

### Reporting period

**1 November 2024 –  
31 October 2025**

### Reporting scope

**Germany, UK, Switzerland,  
US, Saudi Arabia**

### Frameworks

**TCFD, Swiss Climate Ordinance,  
GHG Protocol**



**Limmern Pumped-Storage  
Power Plant, Linthal,  
Switzerland**

## Reporting Frameworks and Alignment

While CLIMB outlines our overarching approach, it is also essential to align our ESG reporting framework with recognized international sustainability standards and emerging regulatory requirements. Climate-related disclosures within this report are aligned with the recommendations of the Task Force on Climate-related Financial Disclosures (TCFD) and the requirements of the Swiss Climate Ordinance, which apply to WOLFFKRAN Holding AG as the Group's Swiss-based parent entity.

Greenhouse gas emissions are calculated in accordance with the Greenhouse Gas Protocol, with Scope 1 and Scope 2 emissions reported, and selected Scope 3 categories included where reliable data is available. In addition, the Group continues to monitor the development of the Corporate Sustainability Reporting Directive (CSRD) and the European Sustainability Reporting Standards (ESRS). While the Group is not currently required to report under CSRD, the structure of this report has been prepared with consideration of these emerging regulatory frameworks to support future alignment where appropriate.



# Environmental

Responsible environmental management remains a key priority for Wolffkran as the construction industry continues to adapt to evolving sustainability expectations, regulatory developments, and climate-related risks. As outlined in the ESG Report 2024, the Group's environmental approach focuses on improving energy efficiency, reducing greenhouse gas emissions, and supporting more sustainable construction practices through both operational improvements and product innovation.

Wolffkran's operations, particularly tower crane manufacturing and associated steel fabrication processes, are inherently energy intensive. As a result, environmental management within the Group focuses on identifying opportunities to reduce resource consumption, improve operational efficiency, and support customers in reducing the environmental footprint of construction activities.

The environmental strategy and governance framework described in the ESG Report 2024 remain in place during the current reporting period. The following sections therefore focus on developments and updates during the 2025 reporting period, including the expansion of the reporting boundary to include operations in Saudi Arabia, improvements in environmental data validation processes, and operational measures implemented to improve energy efficiency across the Group.

## Climate-Related Risks and Opportunities

The climate-related risks and opportunities facing Wolffkran were examined in detail in the ESG Report 2024, including a structured scenario analysis based on global warming pathways of 2°C, 2.5°C and 3°C. These scenarios assessed potential impacts on the Group's operations, supply chain, and market position over the short, medium, and long term. The key climate-related risks identified in the previous report remain broadly unchanged. These include physical risks associated with extreme weather events affecting crane operations as well as transition risks linked to steel supply chain volatility, rising energy costs, and increasing regulatory requirements for climate disclosure and emissions reduction.

### Steel remains a critical input in tower crane manufacturing and continues to represent one of the most significant transition risks for the business.

Climate policies targeting emissions-intensive industries, together with potential disruptions to mining and transport infrastructure, may influence the availability and cost of steel in the coming decades. As identified in the 2024 report, this risk is expected to become increasingly significant as governments implement stronger decarbonization policies affecting heavy industry.



**Similarly, the increasing frequency of extreme weather events continues to represent an operational risk for the construction sector.** Tower cranes are particularly sensitive to high wind speeds, which may result in operational downtime and project delays. Rising temperatures may also create additional occupational health and safety considerations for construction workers, but especially crane operators.

No new material climate risks were identified during the 2025 reporting period. However, the inclusion of WOLFFKRAN Ltd in Saudi Arabia within the reporting boundary introduces additional geographic exposure to extreme heat conditions, which may influence workforce safety considerations and equipment performance in the long term.



Alongside these risks, the opportunities identified in the ESG Report 2024 remain highly relevant. These include the development of energy-efficient crane technologies, engagement with lower-carbon steel suppliers, improvements in manufacturing energy efficiency, and the continued development of alternative power solutions for construction sites. Innovations such as the AMPD Enerainer and the WOLFF Hybrid Power Unit continue to play an important role in enabling lower-emission crane operations on construction sites where conventional grid connections are not available. These technologies support the construction industry's broader transition towards cleaner energy solutions while improving operational efficiency for customers.

Overall, Wolffkran's climate scenario analysis continues to highlight both the challenges and the opportunities associated with the transition to a lower-carbon construction sector. While physical and transition risks remain an important consideration for the business, continued investment in product innovation, energy efficiency, and supply chain resilience positions Wolffkran to respond effectively to these evolving challenges.



## GHG Emissions

Accurately measuring and reporting greenhouse gas (GHG) emissions is an essential component of Wolffkran's environmental management approach. As outlined in the ESG Report 2024, the Group began developing a consolidated emissions inventory to improve transparency around the environmental impacts associated with its operations.

GHG emissions presented in this report are calculated in accordance with the Greenhouse Gas Protocol, with emissions categorized as Scope 1, Scope 2, and selected Scope 3 emissions where data is available. Scope 1 emissions primarily arise from the combustion of fuels in company vehicles and onsite equipment, while Scope 2 emissions relate to purchased electricity used across the Group's facilities. Scope 3 emissions remain an area of ongoing development, with selected upstream and downstream emissions categories currently being evaluated as part of the Group's evolving ESG reporting framework.

### 2024 Data Restatement

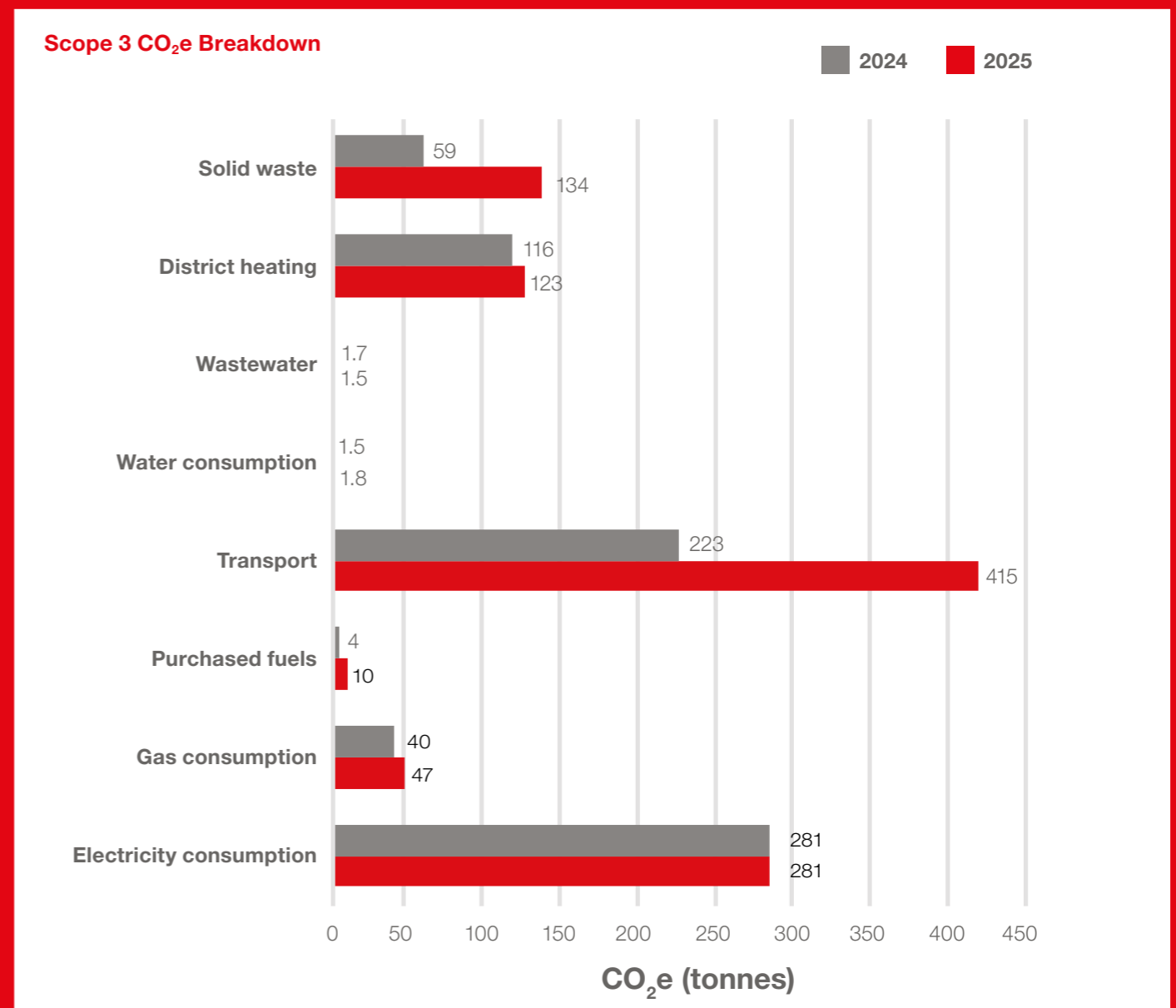
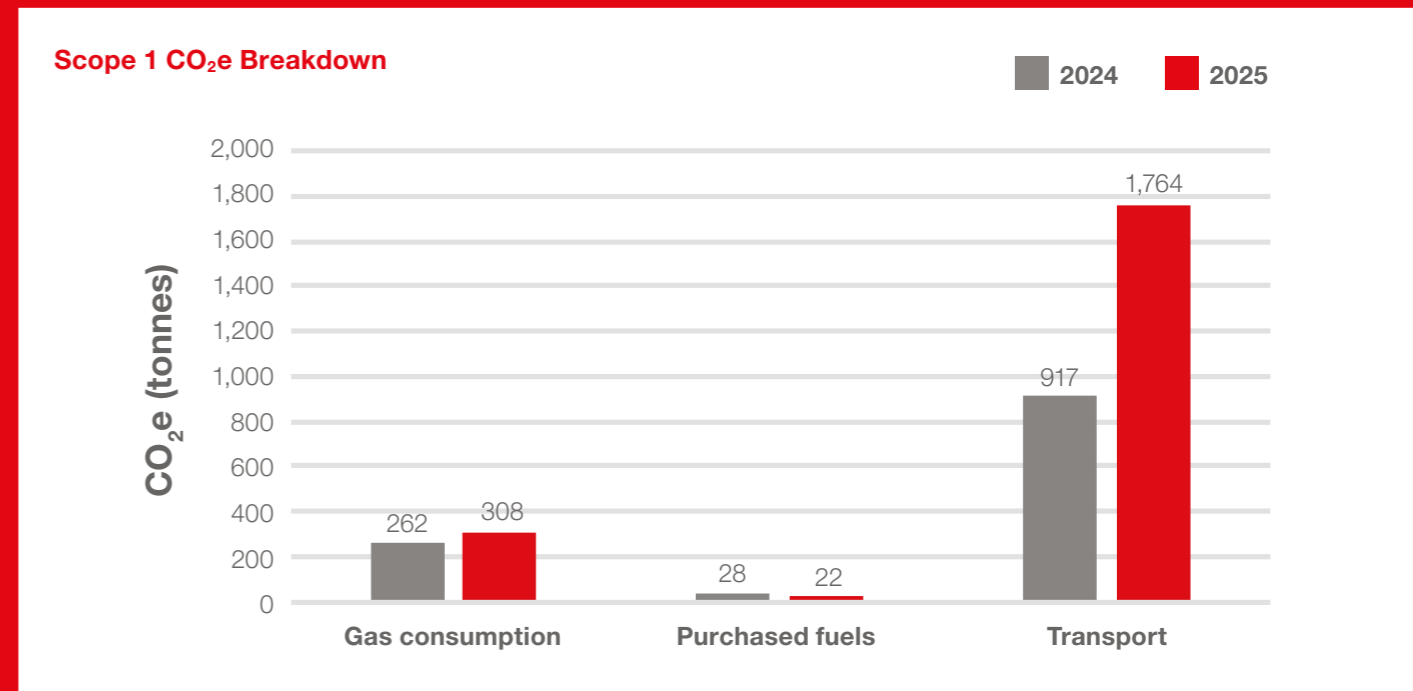
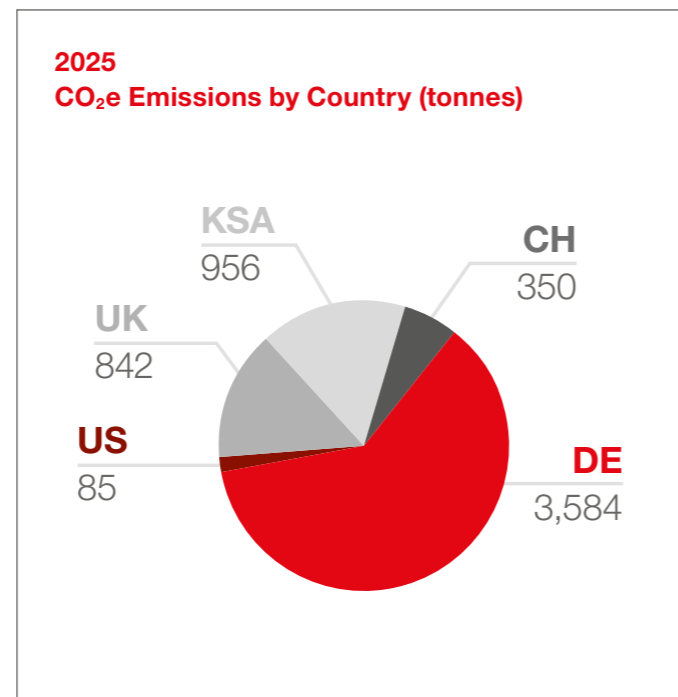
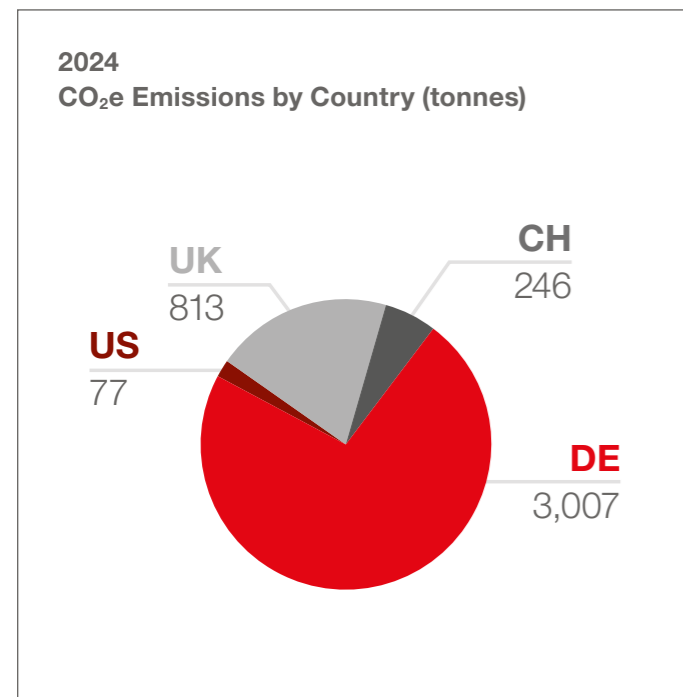
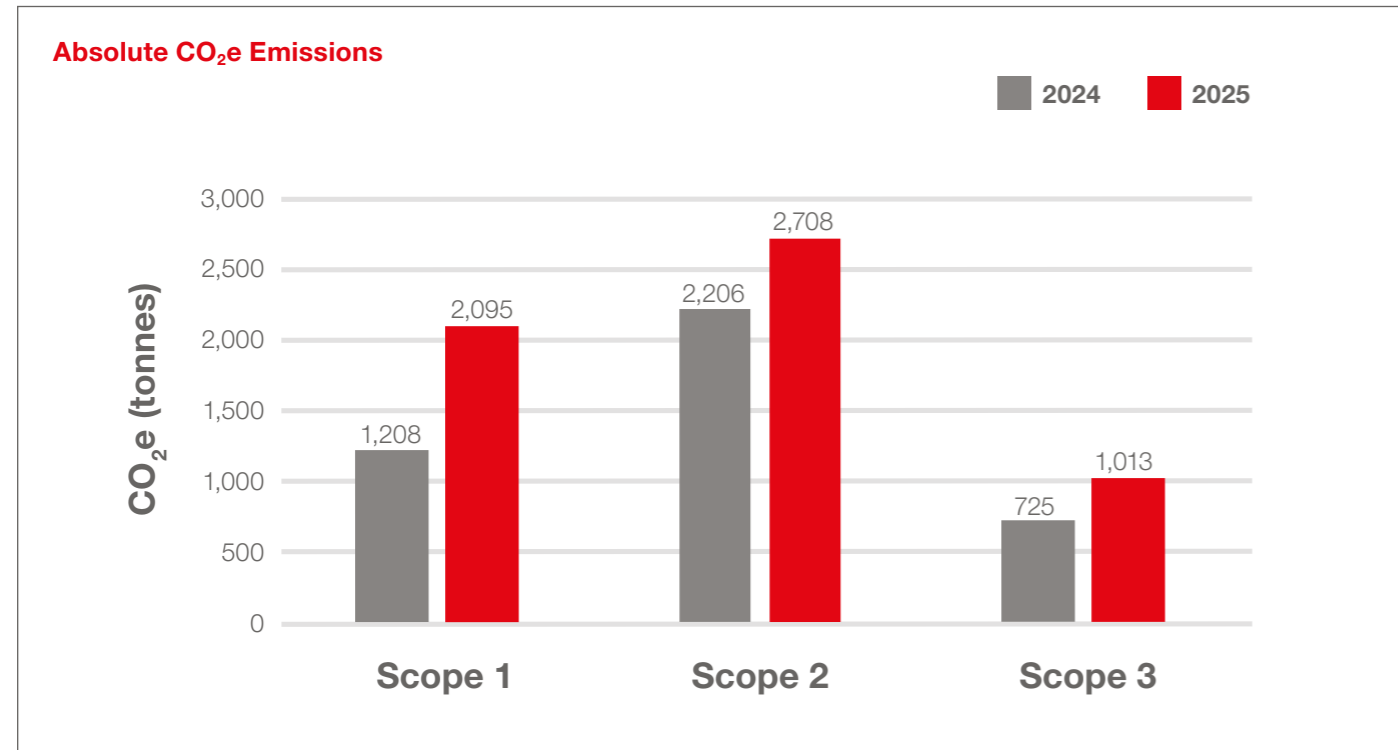
During the preparation of this report, improvements in internal data validation processes identified inaccuracies in certain environmental metrics reported in the ESG Report 2024. In particular:

- District heating (steam) consumption at the Heilbronn manufacturing site had previously been reported as natural gas consumption.
- Energy consumption data submitted by several German facilities, including the Heilbronn manufacturing site, the Ilsfeld R&D center and the Luckau manufacturing site, was reported in kilowatts (kW) rather than kilowatt-hours (kWh).
- Calculation error resulting in the carbon emissions associated with waste production being vastly overstated, where the correct values for waste generation were stated.

These discrepancies resulted in misreported energy consumption figures in the previous report. Following further review, the relevant datasets were corrected, and emissions calculations were updated accordingly. For transparency, the emissions data presented in this report include restated 2024 figures, ensuring that comparisons between reporting periods are based on corrected and consistent data.

## Emissions Performance

Total GHG emissions for the reporting period are presented in the figures below which includes restated 2024 figures and illustrates the distribution of emissions across the emission scopes and Group's operations.



## Reporting Boundary Expansion and Future Reporting Developments

Total GHG emissions increased between 2024 and 2025, driven by both higher levels of operational activity and the expansion of the reporting boundary. The most significant change was observed in Scope 1 emissions, largely due to increased transport-related fuel consumption associated with operational activities across the US and Saudi Arabia. Notable increases in fleet fuel consumption were also seen across Switzerland, due to the increased Swiss rental fleet size and associated activity.



Scope 2 emissions also rose during the reporting period, reflecting higher electricity demand across operational facilities, particularly within energy-intensive manufacturing operations. This can be attributed to the classification of district heating as Scope 2 as well as significantly larger and more accurate conversion factors obtained from the electricity suppliers of the German sites. Scope 3 emissions increased more moderately overall, with growth primarily linked to well-to-tank factors for transport and waste-related activities, the latter driven by disposal campaigns of end-of-life assets.

From a regional perspective, Germany continues to account for the largest share of total emissions, reflecting the concentration of manufacturing activities. More moderate increases were observed in the UK and Switzerland, while emissions in the US remained comparatively low. The inclusion of WOLFFKRAN Ltd in Saudi Arabia within the 2025 reporting boundary represents a significant additional source of emissions and contributes to the overall increase observed year-on-year.

Overall, the increase in emissions is primarily associated with transport activity and expanded operational coverage, while emissions patterns across established operations remained broadly consistent.

**The 2025 reporting period represents the first year in which WOLFFKRAN Ltd in Saudi Arabia has been included within the Group's environmental reporting boundary.** Fuel consumption data has been partially reported, with petrol and diesel volumes currently aggregated. Waste and water consumption data are not currently available due to the structure of local facility rental arrangements. As environmental data monitoring systems develop within this region, Wolffkran intends to expand the scope and accuracy of environmental reporting for these operations in the future.



**Wolffkran continues to strengthen its emissions reporting framework as part of its broader ESG management development.** As noted in the ESG Report 2024, the Group intends to further expand its Scope 3 emissions reporting, particularly in areas such as supply chain emissions associated with steel production, transportation, and logistics activities. Improving the quality and completeness of environmental data across all operations remains an important priority for the coming years.

## Energy Management

Effective energy management remains central to Wolffkran's efforts to reduce GHG emissions, manage operational costs, and improve environmental performance across its global operations. As outlined in the ESG Report 2024, the majority of the Group's energy consumption is associated with the manufacturing processes at its German production facilities, where energy-intensive activities such as steel welding and fabrication form a core part of tower crane production.

The approach to energy management described in the ESG Report 2024 remains in place during the current reporting period. Wolffkran continues to focus on improving energy efficiency, expanding the use of renewable energy sources and identifying operational improvements that reduce total energy consumption (TEC). The data and figures below also include corrected values from the previous reporting period of 2024.

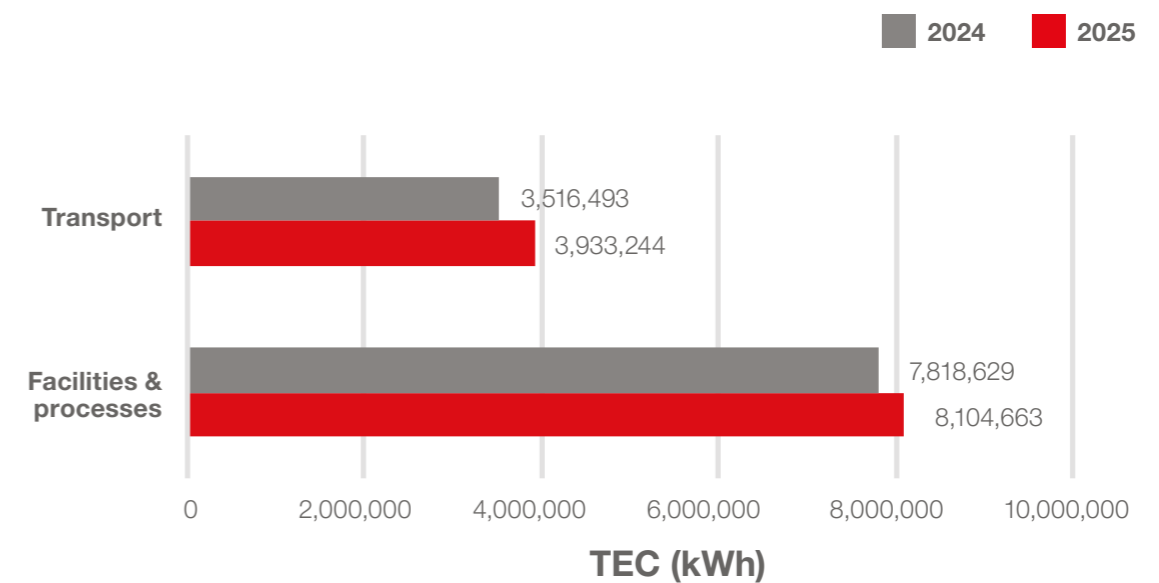
TEC during reporting period:  
**12,037,907 kWh**  
 (2024: 11,335,121 kWh)

Energy intensity by employee:  
**15,029 kWh per FTE**  
 (2024: 16,246 kWh)

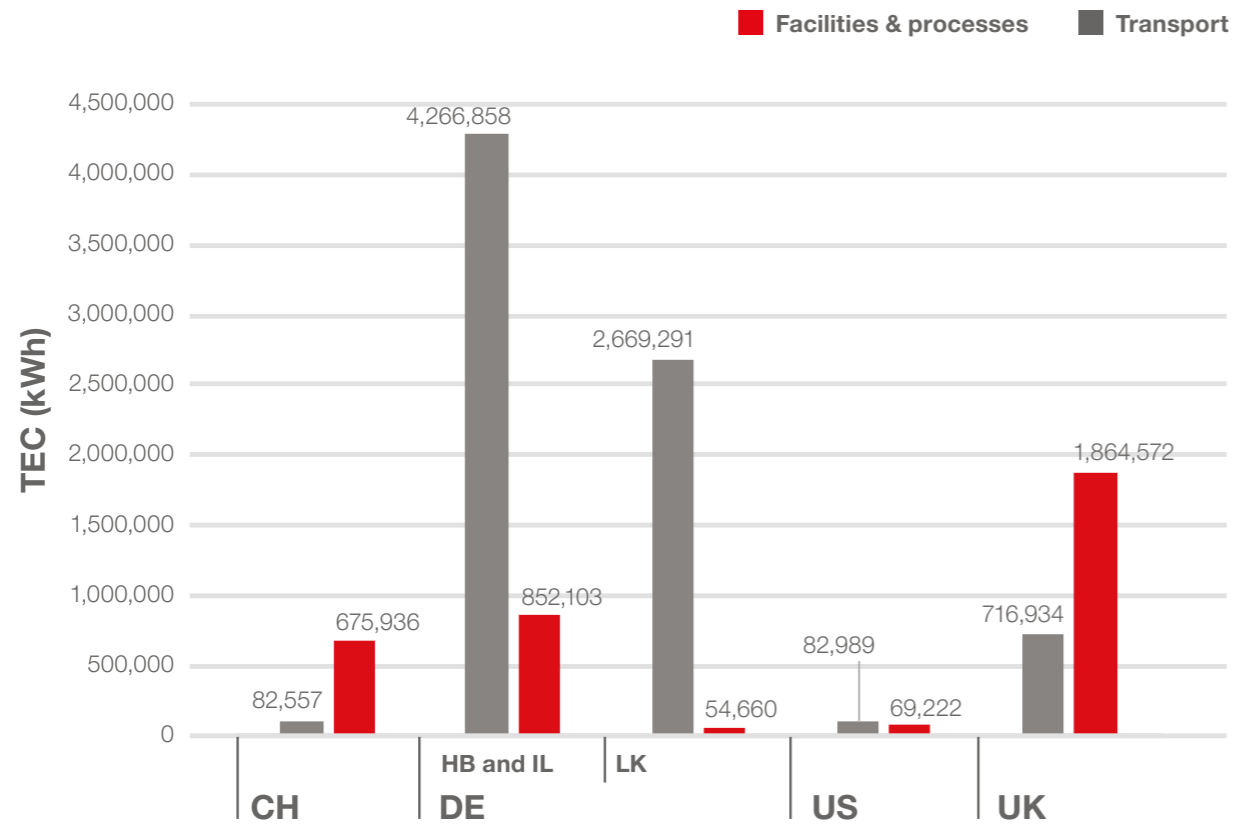
Energy intensity by unit production (DE):  
**65,414 kWh per crane**  
 (2024: 65,358 kWh)

Energy intensity by net sales and service revenue:  
**42,268 kWh per EUR million**  
 (2024: 43,067 kWh)

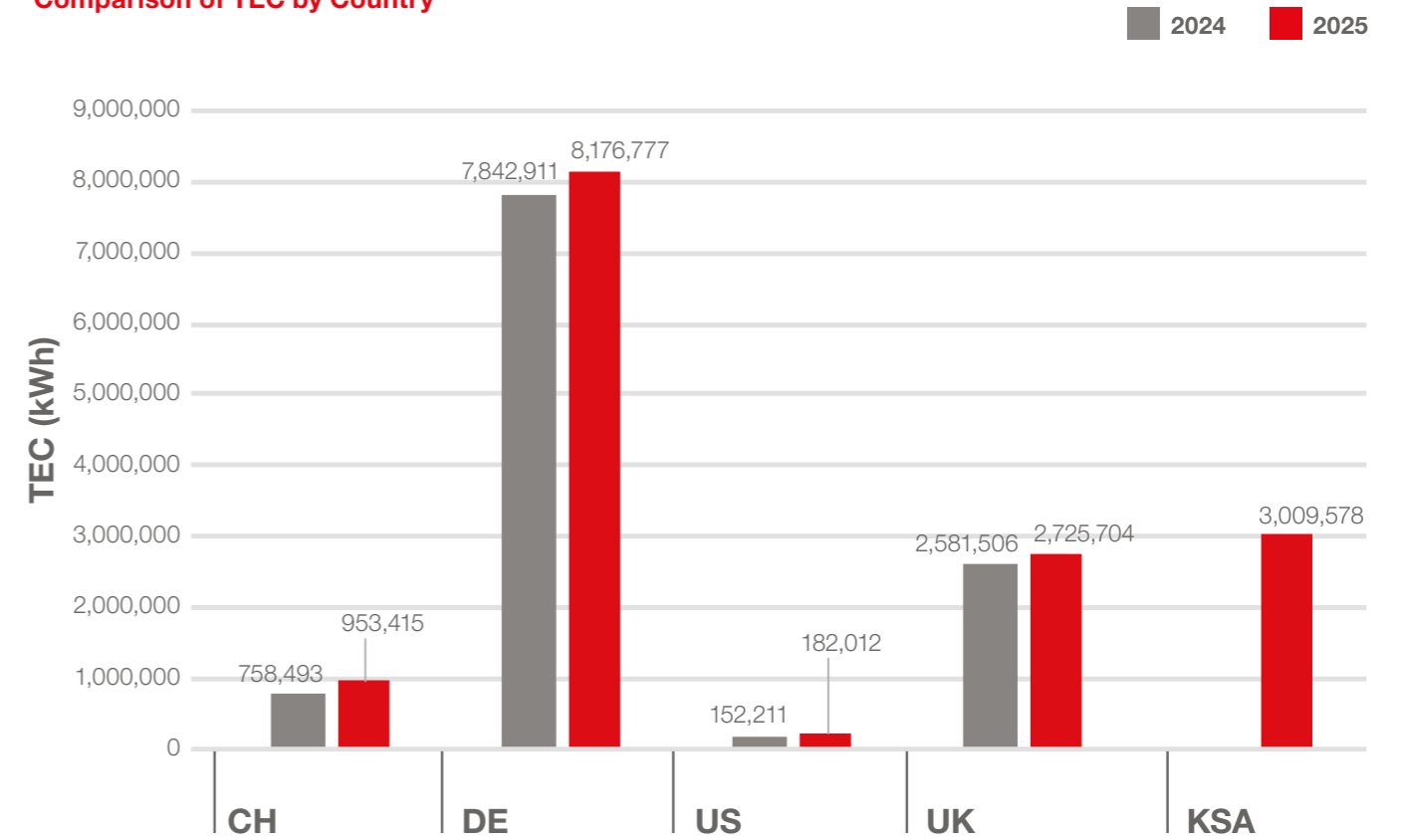
TEC by Activity



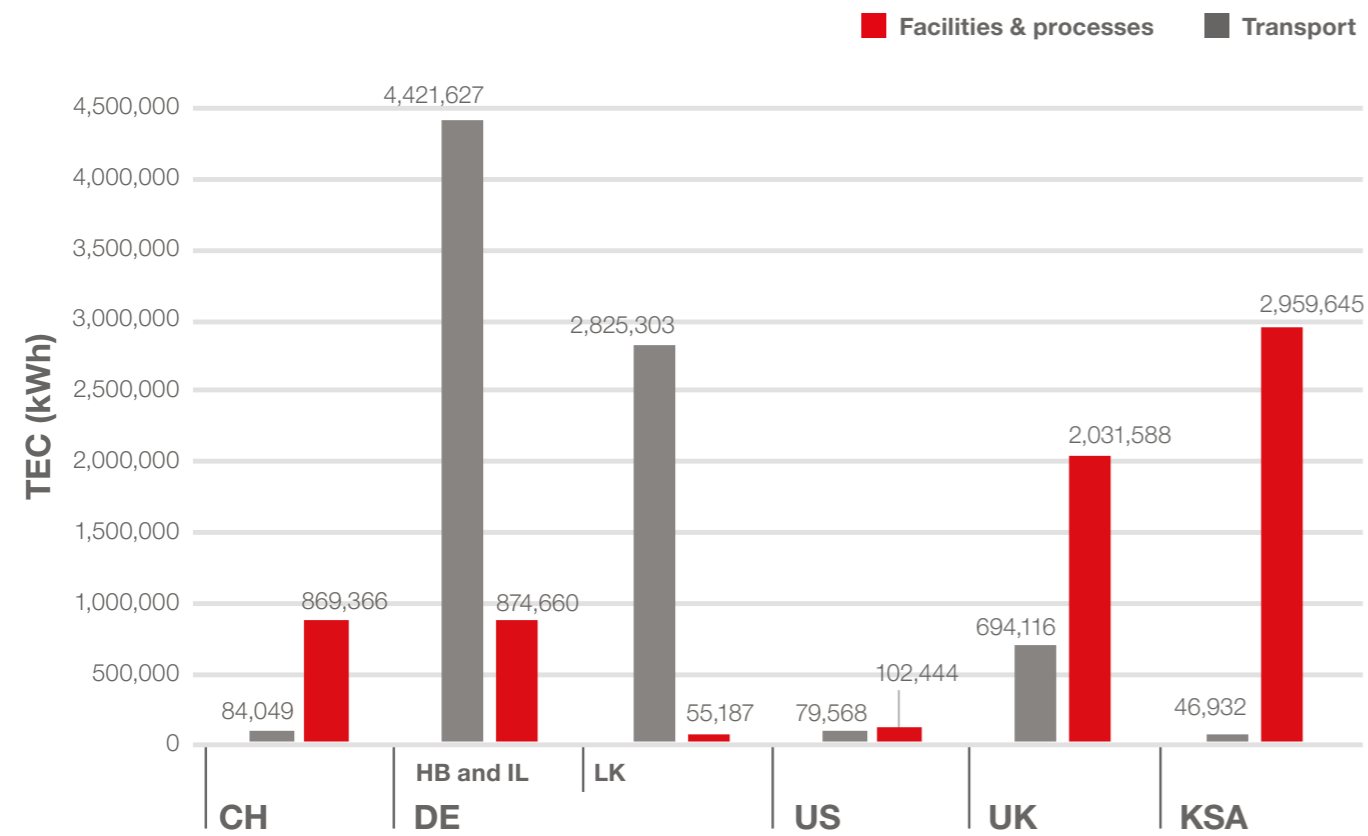
TEC by Activity and Country – 2024



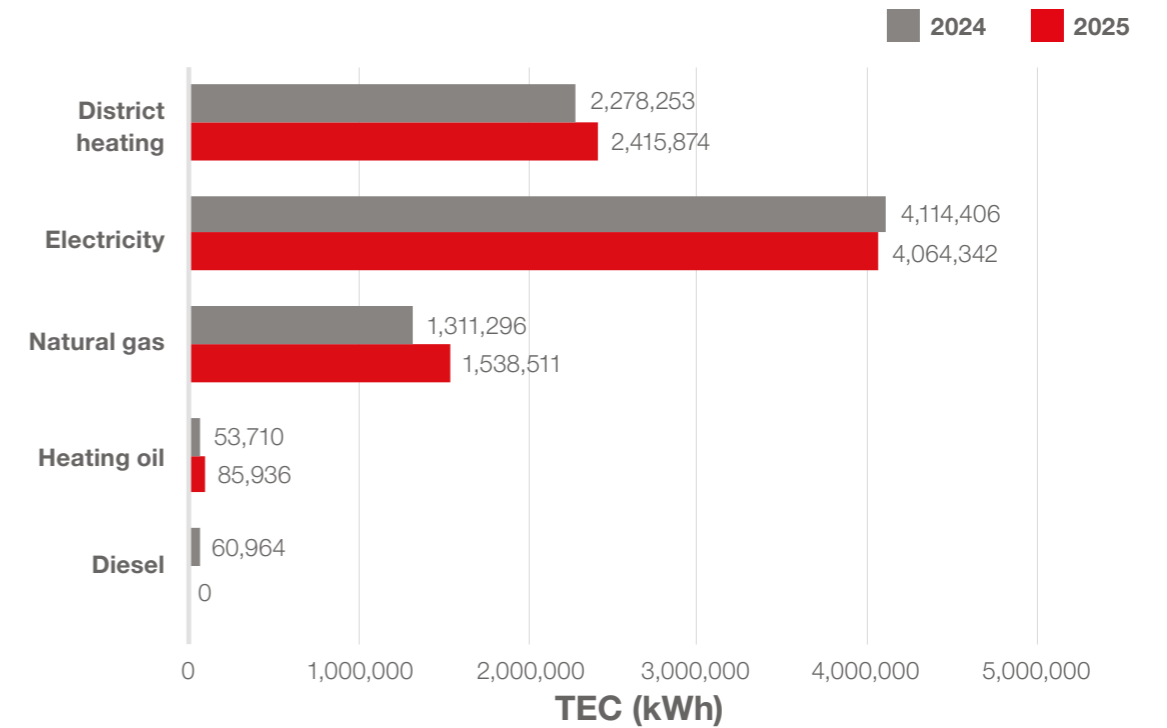
Comparison of TEC by Country



TEC by Activity and Country – 2025



TEC of Facilities and Processes by Fuel Type





**Wolffkran's manufacturing facility in Luckau, Germany, with a rooftop photovoltaic system supporting renewable energy generation**

**TEC increased between 2024 and 2025, reflecting higher operational activity across the Group as well as the inclusion of additional operations within the reporting boundary.** Energy demand associated with transport activities rose during the reporting period, further evidencing the increased utilization of the vehicle fleet to support operational requirements. Energy consumption from facilities and industrial processes also increased and continues to represent the largest share of total energy use due to the energy-intensive nature of manufacturing operations.

**At a regional level, Germany remains the primary contributor to TEC, reflecting its role as the Group's main manufacturing hub.** The UK and Switzerland recorded moderate increases, the latter due to the Swiss rental fleet expanding significantly in 2025. Energy consumption in the US remained comparatively low, primarily because of reduced heating demand due to an especially mild winter in Houston, Texas. The inclusion of WOLFFKRAN Ltd in Saudi Arabia introduced a significant

additional source of energy demand, contributing to the overall increase observed. However, despite this inclusion, the total electricity consumption of the Group was almost the same, indicating that the 23% increase in Scope 2 emissions is predominantly down to the larger, more accurate conversion factors identified.

**Analysis of energy consumption by fuel type indicates continued reliance on electricity, natural gas, and district heating within manufacturing operations.** Electricity consumption remained broadly stable, while the increase of 17% in natural gas and of 6% in district heating suggests higher demand for thermal energy within production processes. Particularly, natural gas consumption increased at the Luckau plant by 21% and in the UK by 13%, attributed to the drying stage of the painting process. Overall, the increase in energy consumption reflects greater operational intensity across the Group, with manufacturing activities continuing to drive the majority of energy demand.

## Environmental

### Renewable Energy Generation

As described in the ESG Report 2024, the Group has begun investing in onsite renewable energy generation as part of its longer-term strategy to reduce reliance on grid electricity and improve energy resilience. The photovoltaic (PV) system installed at the Luckau manufacturing site continued operating during the reporting period. During the 2025 reporting period, the system generated approximately 582,333 kWh, representing around 37.8% of the site's total electricity demand. This is a significant increase from the previous year of 392,400 kWh generated, or 19.7% of the site's electricity demand.

Similarly, the PV system installed at the Sheffield facility in the UK continued operating during the reporting period. In 2025, the system generated approximately 14.7% of the electricity demand at the upper yard site during peak summer months. These installations represent an important step toward increasing the proportion of renewable electricity used across Wolffkran's operations. Based on current estimates, approximately 21% of the Group's TEC is now sourced from renewable electricity, an increase from 15% in 2024.

### Energy Efficiency Improvements in 2025

During the reporting period, several operational improvements were implemented to reduce energy consumption and improve efficiency across facilities.

#### In the UK, these measures included:

- Continued LED lighting upgrades across operational areas, including workshop and yard lighting
- Installation of four fast electric vehicle charging points to support the gradual electrification of the company vehicle fleet
- Replacement of ageing equipment, including a yard crane, with more efficient alternatives
- Replacement of an older gas/oil boiler with a more efficient model

In addition, the UK operations continued to trial the use of hydrotreated vegetable oil (HVO) as an alternative fuel for certain vehicle and equipment applications. This trial forms part of the Group's broader exploration of lower-emission fuel alternatives where full electrification may not yet be practical. These initiatives represent incremental improvements but contribute to the Group's longer-term objective of improving operational energy efficiency and reducing emissions associated with its activities.

Looking ahead, Wolffkran intends to continue improving energy monitoring and efficiency across its operations. As described in the Group's transition plan, future priorities include the implementation of energy management systems at manufacturing facilities, expansion of onsite renewable energy generation, and the continued electrification of operational vehicle fleets where practical. Improving the quality and granularity of energy data across all regions will also remain an important focus area as the Group continues to strengthen its ESG reporting framework.

## Water Use and Conservation

Responsible management of natural resources remains an important component of Wolffkran's environmental approach. As outlined in the ESG Report 2024, the Group monitors water consumption and waste generation across its key operational facilities in order to identify opportunities for efficiency improvements and support responsible resource management.

The general characteristics of Wolffkran's resource use remain unchanged. The Group's operations are not highly water-intensive, with most water consumption associated with manufacturing support activities such as equipment cleaning and facility operations at the German production sites and maintenance activities at operational yards.

**Total water consumed:**

**9,278 m<sup>3</sup>** (2024: 9,539 m<sup>3</sup>)

**Water intensity by personnel:**

**11,583 liters per FTE** (2024: 13,680 l)

**Water intensity by unit production (DE):**

**27 m<sup>3</sup> per crane** (2024: 37 m<sup>3</sup>)

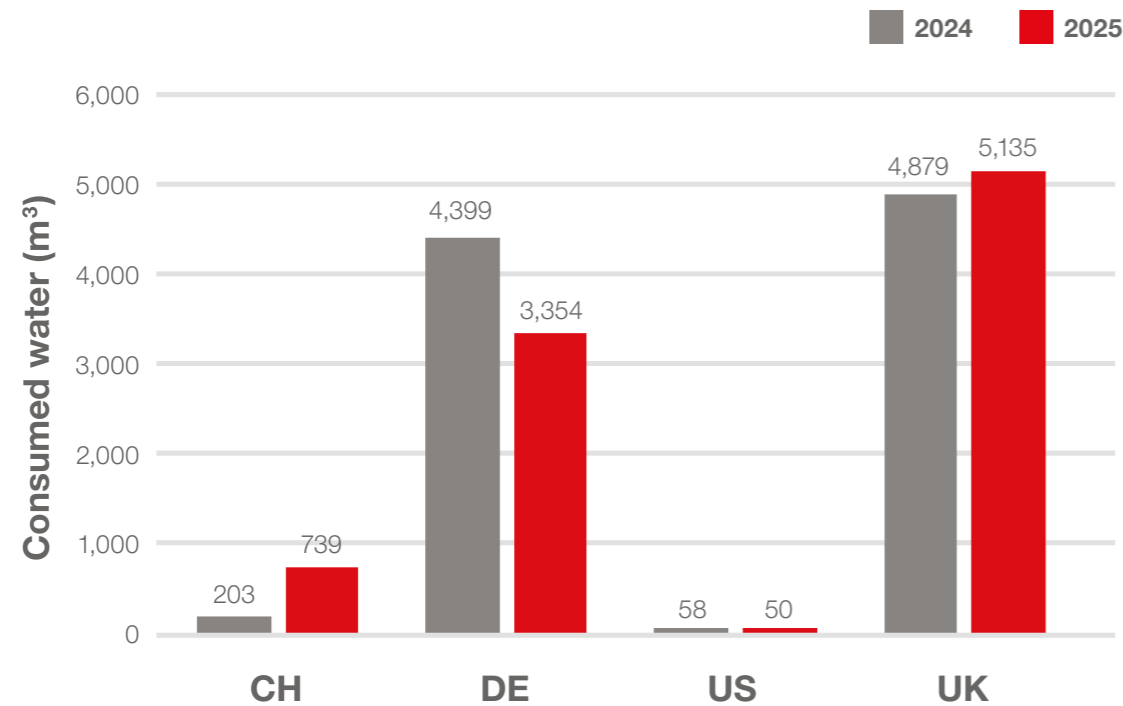
**Water consumption across the Group shows a varied trend between 2024 and 2025, reflecting changes in operational activity across different regions.** The most significant increase was observed in Switzerland, where water consumption rose substantially year-on-year. This increase corresponds to the rise in site activity and is predominantly due to asset cleaning during maintenance.

In contrast, Germany recorded a notable reduction in water consumption, suggesting improved efficiency in water use at the Group's primary production facilities. Smaller decreases were also observed in the US, indicating relatively stable operations with minor variations in water demand. Water consumption in the UK increased slightly, consistent with stable operational activity and incremental growth.

**As previously mentioned, in Saudi Arabia, water consumption is currently not separately metered because water supply costs are incorporated within facility rental agreements.** As a result, water consumption data for the Saudi operations is not currently available. Wolffkran intends to explore options for improving environmental data availability in this region as operations continue to develop.

**Wastewater Treatment Plant  
ARA Zimmerberg, Thalwil,  
Switzerland**

### Water Consumption by Country



## Waste Management

Waste generation across the Group is primarily associated with manufacturing and maintenance activities, particularly those involving steel fabrication, equipment refurbishment and logistics operations.

Total waste produced:

**1,146 t**  
(2024: 665 t)

Waste intensity by personnel:

**1,431 kg per FTE**  
(2024: 954 kg)

Waste intensity by unit production (DE):

**7.2 t per crane**  
(2024: 4.1 t)

Waste intensity by net sales & service revenue:

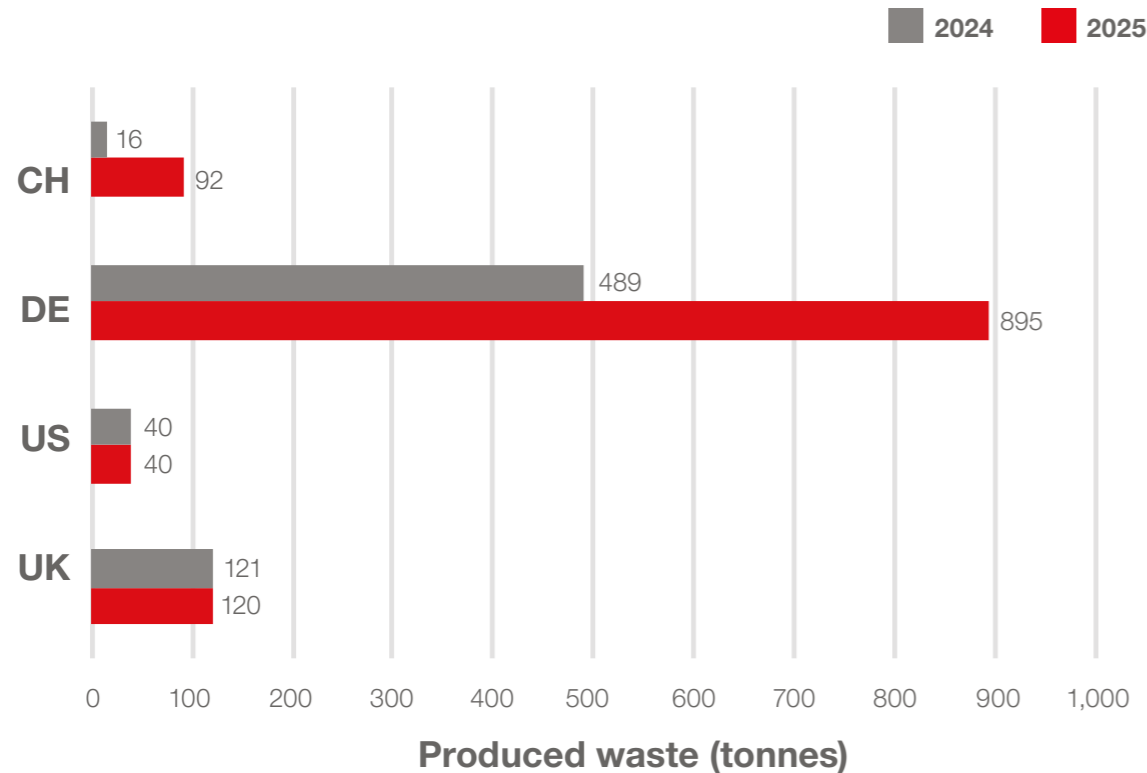
**4.0 t per EUR million**  
(2024: 2.5 t)

**Consistent with the findings presented in the ESG Report 2024, the majority of waste generated across the Group consists of metal waste associated with manufacturing and maintenance processes, particularly steel.** Additional waste streams include wood packaging materials and general operational waste from facilities. Waste generation across the Group increased substantially between 2024 and 2025, with variations observed across different regions reflecting changes in operational activity and waste management practices. The most significant increases were recorded in Germany and Switzerland, where waste generation rose substantially year-on-year. In Germany, this increase is associated with higher levels of manufacturing and maintenance activity, while the increase in Switzerland reflects a comparatively low baseline in the previous reporting period combined with increased site activity and the clearing-out of end-of-life assets.

**Recycling rates remain high at the Group's primary operational sites.** The Heilbronn and Ilsfeld facilities increased their landfill diversion rate to 96%, up from 89% the previous year. This increase in recycling rate is due to improved waste management practices increasing the separation of recyclable material. Meanwhile, the Sheffield facility achieved a landfill diversion rate of approximately 83% during the reporting period, down from 95% in the previous year. This is due to significant changes in the proportions of waste streams, with the volume of metal waste falling and the volume of factory/general waste increasing.

**Waste data for WOLFFKRAN Ltd in Saudi Arabia is not currently available,** as waste management services are incorporated within facility rental arrangements and detailed reporting is not yet established. Wolffkran intends to improve data availability in this region by engaging with facility providers and implementing more structured environmental monitoring processes in the future.

### Waste Production by Country



## Biodiversity

The Wolffkran Group recognizes the importance of protecting biodiversity and managing its environmental footprint responsibly. As described in the ESG Report 2024, the Group's direct operational impact on land use is relatively limited, as its activities are primarily focused on manufacturing, equipment storage, and maintenance operations rather than land-intensive extraction or development activities.

Nevertheless, Wolffkran remains committed to responsible land management practices and to supporting biodiversity where opportunities arise. This includes maintaining compliance with environmental regulations, managing noise and emissions from operational facilities, and ensuring that site management activities are carried out in a way that minimizes disturbance to local ecosystems. The general approach to biodiversity management described in the ESG Report 2024 remains unchanged during the current reporting period. Wolffkran continues to focus on responsible site management practices and community partnerships that support local environmental initiatives.

### Partnership with the Sheffield & Rotherham Wildlife Trust

A key example of this approach is the ongoing partnership between WOLFFKRAN Ltd in the UK and the Sheffield & Rotherham Wildlife Trust. In 2025, WOLFFKRAN Ltd maintained its Diamond Partnership status with the Trust, supporting the organization's work in protecting and restoring natural habitats across South Yorkshire. In addition to financial support, employees from the Sheffield facility participate in biannual volunteering "Wild Workdays", providing practical assistance for conservation activities across the Trust's nature reserves. These initiatives contribute to local habitat management while also providing well-being and engagement opportunities for employees. Looking ahead, Wolffkran intends to continue exploring opportunities to strengthen partnerships with local conservation organizations where practical and appropriate, supporting biodiversity protection initiatives in the communities in which the Group operates.

**Supporting well-being and local conservation: WOLFFKRAN Ltd employees during "Wellbeing Walks" and "Wild Workdays" with the Sheffield & Rotherham Wildlife Trust**



## Transition Plan

Wolffkran's long-term decarbonization strategy was first outlined in the Wolffkran ESG Report 2024, where the Group established its ambition to achieve net-zero GHG emissions by 2050. The interim target of reducing Scope 1 and Scope 2 emissions by 50% by 2035 is under review (see page 5).

The transition plan described in the previous report remains the guiding framework for the Group's approach to emissions reduction. It focuses on improving operational energy efficiency, increasing the use of renewable electricity, strengthening supply chain sustainability, and supporting lower-emission construction practices through product innovation.



**During the reporting period, preparatory work and internal discussions continued regarding the development of a more structured Group-wide ESG management system, which will support improved monitoring and coordination of sustainability initiatives across the organization. While formal implementation has not yet commenced, this work is expected to continue alongside the planned development of energy management systems at the Group's manufacturing facilities, currently targeted for implementation in 2026.**

**In addition to governance developments,** the transition plan continues to prioritize several operational areas that are expected to contribute to long-term emissions reductions, including:



Fleet decarbonization, through the gradual electrification of company vehicles and the exploration of alternative fuels such as hydrotreated vegetable oil (HVO)



Energy efficiency improvements at operational facilities, including equipment upgrades, lighting improvements, and optimization of building systems



Expansion of onsite renewable electricity generation, building on the PV installations already operating at the Luckau and Sheffield facilities



Supply chain engagement, particularly with steel suppliers, to explore opportunities for sourcing lower-carbon materials



Waste reduction and circular economy initiatives, including refurbishment and lifecycle extension of tower crane components



Wind Turbine Installation, Deining, Germany

These actions form part of Wolffkran's longer-term decarbonization roadmap, which includes the following milestones:

**Decarbonization Roadmap**

**Target Year**

<b>2025–2026</b>	<b>2026</b>	<b>2028</b>	<b>2035*</b>	<b>2035</b>	<b>2050</b>
ESG Management System Rollout	Energy Management System Implementation	Supplier Sustainability Audits Fully Implemented	50% Emissions Reduction from Scopes 1 and 2	30% Onsite Electricity Generation	Net-Zero Across all Operations and Supply Chains

**Milestone**

While many elements of this transition plan remain in early stages of development, Wolffkran continues to build the internal structures and operational capabilities necessary to support long-term emissions reductions and climate resilience.

\* under review (see page 5)



Museum of the Future,  
Dubai, United Arab Emirates

Social

# Social

Wolffkran recognizes that its employees are central to the long-term success and resilience of the organization. As outlined in the ESG Report 2024, the Group is committed to maintaining a safe working environment, supporting employee development and fostering a workplace culture built on respect, collaboration, and professional growth. The workforce policies and organizational principles described in the ESG Report 2024 remain in place during the current reporting period. The following section therefore focuses on key workforce characteristics and developments during the reporting period.

The Group's workforce is distributed across several core operational regions, including Germany, the United Kingdom, Switzerland, the United States and Saudi Arabia. Manufacturing activities in Germany continue to represent the largest concentration of employees, reflecting the labor-intensive nature of tower crane production and engineering activities.

Saudi Arabia was included within the Group's ESG reporting boundary for the first time during the current reporting period. The Saudi entity currently employs approximately 125 personnel, supporting crane sales, rental operations, erection services, and project support activities within the region.

Across the Group, Wolffkran's workforce includes a wide range of professional disciplines, including manufacturing specialists, engineers, technical service personnel, logistics staff, sales, and administrative professionals. This diversity of skills reflects the technical and operational requirements of delivering tower crane solutions across multiple international markets. Apart from the Saudi Arabia ramp-up and inclusion in the ESG boundary, no major structural workforce changes occurred during the reporting period. Wolffkran continues to focus on maintaining a stable and skilled workforce capable of supporting the long-term development of the business.

Total number of employees

**810** (2024: 702)

Full time equivalent employees

**801** (2024: 698)

Average turnover rate

**10.3%** (2024: 12.9%)

## Health, Safety, and Well-being

The health, safety, and well-being of employees remain a fundamental priority for Wolffkran. The Group's approach to safety management, including risk assessment procedures, incident monitoring, and workforce engagement initiatives, was outlined in detail in the ESG Report 2024 and continues to guide safety practices across the organization.

**In the UK, Wolffkran continues to operate an ISO 45001-certified safety management system,** which provides a structured framework for identifying workplace hazards, assessing risks, and implementing safe working procedures across operational activities. Documented risk assessments and safe working procedures support employees in carrying out tasks safely, particularly in high-risk environments associated with crane erection, maintenance, and logistics operations.

**The Safety, Health and Environment Leadership Team (SHELT) continues to play a key role in overseeing safety performance in the UK business.** The team meets bimonthly to review incidents, share operational learnings and identify opportunities to further strengthen the organization's safety culture. Employees are also encouraged to actively participate in safety monitoring through internal reporting systems, including safety observation reporting tools that allow potential hazards to be identified and addressed proactively.

**In Germany, safety management practices continue to focus on training, risk assessment, and incident monitoring across manufacturing operations.** Employees receive regular health and safety training, with approximately 15 hours of training per employee annually, and safety instructions and operational guidance are developed for high-risk activities within production processes. Workplace inspections and safety audits are carried out regularly in cooperation with production management, safety specialists and the works council.

Wolffkran also recognizes the importance of supporting employee well-being alongside physical safety. In the UK, the Mental Health Awareness training program introduced in previous years continues to provide employees with access to trained mental health first aiders, helping to promote a culture that supports psychological well-being in the workplace.

Safety performance indicators for the reporting period are presented below:

Total number of recorded incidents

**145** (2024: 140)

Total number of recorded fatalities

**0** (2024: 0)

Total days lost due to injuries

**566** (2024: 562)

These indicators help the organization to monitor safety performance across its operations and identify areas where further improvements can be made. Wolffkran remains committed to continuously improving its health and safety practices. As the Group continues to develop its ESG framework, efforts will focus on strengthening the consistency of safety practices across regions and sharing best practices between operational sites.

**18**  
Mental health first aiders trained

---

**15**  
Employees received Mental Health Awareness training

## Diversity, Equity, and Inclusion (DEI)

Wolffkran is committed to fostering a workplace culture in which all employees are treated with fairness, respect, and dignity. The Group's approach to diversity, equity, and inclusion was outlined in detail in the ESG Report 2024, including commitments within the Social Sustainability Policy and the expectations established through the Wolffkran Code of Conduct. These frameworks continue to guide the Group's approach to fair employment practices, equal opportunities, and the prevention of discrimination or harassment across its operations. Recruitment processes aim to provide equal access to employment opportunities, while internal policies ensure that employees have access to grievance procedures should concerns arise.

**The diversity profile of the workforce remains broadly consistent with previous reporting periods and reflects the technical nature of the construction equipment sector, which continues to experience gender imbalances across many engineering and manufacturing roles.** Wolffkran recognizes that improving workforce diversity remains an ongoing challenge across the industry and continues to support initiatives that promote inclusive recruitment and equal opportunities.

Workforce diversity indicators for the reporting period are presented below, where weighted averages have been estimated using total employee headcount as a proxy for management distribution, reflecting current data availability.

Average percentage of male employees across all entities

**89.2%** (2024: 89.9%)

Average percentage of female employees across all entities

**10.8%** (2024: 10.1%)

Weighted average percentage of women in management

**15.6%** (2024: 19.2%)

While formal diversity targets have not yet been established at Group level, Wolffkran continues to recognize the importance of building an inclusive workplace culture. As the Group's ESG management framework develops further, opportunities to strengthen diversity monitoring and workforce engagement will continue to be explored.



**Imogen Jade Gilligan,**  
yard electrician in  
Sheffield, United Kingdom

## Employee Development and Engagement

Supporting employee development and maintaining an engaged workforce are important elements of Wolffkran's approach to social sustainability. As described in the ESG Report 2024, the Group recognizes that investing in skills development, technical training, and professional growth contributes not only to employee well-being but also to the long-term success and resilience of the organization. During the reporting period, employee development activities continued to focus primarily on technical training, operational competence, and professional development, reflecting the specialized nature of the tower crane manufacturing and services sectors.

**Apprenticeship programs continue to play an important role in workforce development, particularly in Germany and the UK,** where apprenticeships support the development of engineering, manufacturing, and technical skills within the organization. These programs contribute to the development of future skilled workers within the construction equipment sector and support knowledge transfer across the workforce. While training activities are widely undertaken across the Group, the centralized tracking of training hours remains an area under development. As part of ongoing improvements to ESG data management processes, Wolffkran intends to strengthen the monitoring of employee development metrics in future reporting periods.

**Employee engagement is supported through a range of internal communication channels and feedback mechanisms.** During the reporting period, employee information and communication activities included internal updates, departmental meetings, and operational briefings designed to ensure that employees remain informed about developments within the organization.

During the reporting period, employee data management within the UK business continued to be supported through the People HR platform, which facilitates workforce administration and internal communication. Following the end of the reporting period, Wolffkran began implementing the HiBob HR platform as part of a wider effort to introduce a more integrated and consistent human resources system across Group operations. This development is expected to support improved workforce data management and employee engagement monitoring in future reporting periods.



As Wolffkran continues to develop its ESG management framework, the Group intends to strengthen its approach to employee engagement by improving feedback mechanisms, enhancing training monitoring, and exploring opportunities to further support employee development across its international operations.

## Community Engagement and Social Impact

Wolffkran recognizes the importance of supporting the communities in which it operates. As outlined in the ESG Report 2024, the Group encourages responsible community engagement and seeks to contribute positively to local initiatives where practical. Community engagement activities across Wolffkran are primarily driven by local operating entities, allowing initiatives to reflect the needs and priorities of the communities surrounding each operational site. During the reporting period, community engagement activities continued to focus on charitable support, local partnerships, and employee volunteering initiatives.

In the UK, Wolffkran maintained its partnership with the Sheffield & Rotherham Wildlife Trust, continuing its Diamond Partnership membership during the reporting period. In addition to financial support, employees from the Sheffield facility participate in biannual volunteering "Wild Workdays", assisting the Trust with habitat management and conservation activities across its nature reserves.

WOLFFKRAN Ltd also expanded its engagement with local community organizations during the reporting period. Employees participated in volunteering sessions with Rotherham Opportunities College, supporting programs that help young people with special educational needs and disabilities (SEND) to develop practical employment skills and workplace experience.



Charitable fundraising initiatives also continued during the reporting period. A team of Wolffkran employees participated in a charity skydive in support of the Snowdrop Project, a Sheffield-based organization that supports survivors of modern slavery and exploitation. In addition, the company supported several charitable and community initiatives through donations and event sponsorship. Wolffkran also continues to support industry and community organizations through sponsorship and participation in events. These activities included support for initiatives such as the CPA Stars of the Future awards, which recognize emerging talent within the construction plant industry, as well as sponsorship of local sports organizations and community events.

Alongside these initiatives, employee well-being and community engagement activities were also promoted through events such as a staff well-being walk organized in partnership with the Sheffield & Rotherham Wildlife Trust, encouraging employees to connect with local natural environments while supporting personal well-being. While most community engagement initiatives currently take place at a local level, Wolffkran recognizes the value of strengthening collaboration between sites and sharing best practices across regions. As the Group's ESG management framework continues to develop, opportunities to further coordinate community engagement activities across operations may be explored.



# Governance

Strong governance practices are essential to ensure that Wolffkran operates responsibly, maintains stakeholder trust, and effectively manages environmental and social risks. The governance framework supporting the Group's ESG activities was outlined in the ESG Report 2024 and remains the foundation for oversight of sustainability-related matters across the organization. Wolffkran's governance structure aims to ensure that ethical business conduct, regulatory compliance, and risk management are integrated into decision-making processes across all operational regions.

---

8 Bishopsgate,  
London, UK

## Governance Structure

**Oversight of the Wolffkran Group is provided by the Board of Directors of WOLFFKRAN Holding AG, the Group's parent company based in Switzerland.**

The Board is responsible for providing strategic direction, overseeing corporate governance practices, and ensuring that the organization operates in accordance with applicable legal and regulatory requirements. ESG considerations are incorporated into broader strategic discussions at management level, particularly where operational, regulatory, or market developments may influence long-term business performance.

During the reporting period, coordination of ESG activities across the Group was further strengthened through the **formalization of the role of Group ESG Manager, responsible for coordinating ESG reporting and sustainability initiatives across the Wolffkran Group.** This role supports the development of the Group's ESG framework, improves consistency in data collection and reporting across regions, and assists in identifying opportunities to strengthen sustainability practices within the organization.

While ESG governance structures continue to evolve, the Group remains focused on gradually integrating sustainability considerations into operational management processes and strategic planning.

## Ethics and Compliance

Ethical business conduct remains a core principle guiding Wolffkran's operations. The standards expected of employees, management, and business partners are defined within Wolffkran's Code of Conduct, which establishes the principles governing responsible and lawful business practices across the Group.

**The Code of Conduct addresses a wide range of ethical and compliance topics, including:**

- Integrity in business activities
- Prevention of bribery and corruption
- Avoidance of conflicts of interest
- Fair competition practices
- Responsible relationships with business partners.
- Protection of confidential information and corporate data

The Code also establishes expectations for behavior within the workplace, including respect for human rights, equal treatment of employees, and zero tolerance for harassment, discrimination, or bullying. Employees are expected to familiarize themselves with the Code of Conduct and apply its principles in their daily activities. The Code also sets expectations for business partners and suppliers, supporting responsible conduct across the broader value chain. During the reporting period, the Hornetsecurity platform was implemented to standardize cyber security and associated training across the Group. It is planned for 2026, following a revision of the Code of Conduct, to utilize this platform for Code of Conduct training.

---

### Number of reported incidents of non-compliance

0

(2024: 0)

---

### Number of reported incidents of fraud or corruption

0

(2024: 0)

---

## Risk Management

The identification and management of operational and strategic risks form an integral part of Wolffkran's governance framework. As described in the ESG Report 2024, climate-related risks are considered alongside broader operational, financial, and regulatory risks within the Group's risk management processes.

**Key ESG-related risks identified by the Group include:**

- Operational disruption caused by extreme weather events
- Supply chain volatility, particularly relating to steel production
- Evolving regulatory requirements related to climate disclosure and emissions reduction
- Energy cost volatility affecting manufacturing operations

Through ongoing monitoring and scenario analysis, Wolffkran aims to identify potential risks early and develop mitigation strategies that support long-term business resilience.

## Supply Chain Responsibility

Wolffkran recognizes that responsible supply chain management is an important component of sustainable business operations. As outlined in the ESG Report 2024, the Group is working to strengthen its approach to supplier engagement and responsible sourcing.

**In particular, the Group intends to develop supplier engagement processes that support improved transparency around environmental and social practices within the supply chain.** This includes the planned introduction of supplier sustainability auditing processes, which form part of the Group's broader ESG transition plan. Given the importance of steel within tower crane manufacturing, supplier engagement will play an important role in understanding and addressing upstream environmental impacts associated with material production.

## Whistleblowing and Grievance Mechanisms

Wolffkran maintains mechanisms that allow employees and other stakeholders to report potential misconduct or unethical behavior. **The Group operates a whistleblowing system through IntegrityLine,** which provides a secure and confidential channel for reporting concerns relating to potential violations of legal requirements, internal policies, or ethical standards. The system allows reports to be submitted anonymously and is available in multiple languages to support accessibility across the Group's international operations.

**The whistleblowing system supports the objectives of:**

- Identifying potential misconduct at an early stage
- Protecting employees who report concerns in good faith
- Ensuring compliance with legal requirements and internal policies

Reports submitted through the system are reviewed by the appropriate internal departments to ensure that concerns are investigated and addressed where necessary.

## Data Protection and Cybersecurity

Wolffkran recognizes the importance of protecting personal and corporate data and maintaining secure information systems across its operations. The Group's approach to data protection is governed by internal data protection policies that align with the European Union General Data Protection Regulation (GDPR) and other applicable legal requirements. As previously stated, the platform Hornetsecurity has been implemented over the reporting period to standardize and strengthen cybersecurity practices across the Group. The rollout has included fundamental training on cybersecurity principles and common forms of attacks, as well as simulated attacks via email to further cement the training delivered. Responsibility for overseeing data protection compliance includes the appointment of an external Data Protection Officer, who supports the organization in monitoring compliance with relevant data protection legislation and advising on best practices for information security. These governance arrangements aim to ensure that personal data is processed lawfully, securely, and transparently, while protecting the rights of individuals whose data may be processed through the organization's activities.



## Outlook

As Wolffkran continues to develop its ESG reporting and sustainability management framework, improving the consistency, quality, and transparency of ESG data across the Group remains a key priority. The publication of the ESG Report 2024 marked an important first step in establishing a structured approach to sustainability reporting. During the current reporting period, further progress was made in strengthening internal data validation processes, expanding the reporting boundary to include operations in Saudi Arabia and improving coordination of ESG activities through the appointment of a Group ESG Manager.

While these developments represent an important progress, Wolffkran recognizes that its ESG management systems are still evolving. Improving the completeness and reliability of environmental and social data across all operational regions will therefore remain a central focus in the coming years.

One of the key priorities for the Group is the continued development of a more structured ESG management system, which will support improved monitoring of sustainability performance and help to integrate ESG considerations more effectively into operational decision-making processes. Preparatory work on this framework continued during the reporting period and is expected to progress alongside the planned implementation of energy management systems at the Group's manufacturing facilities, currently targeted for 2026.

In addition, Wolffkran intends to further strengthen its environmental reporting capabilities by improving the monitoring of energy consumption, emissions, and resource use across its operations. Expanding environmental data availability in newly included regions such as Saudi Arabia will form an important part of this effort. The Group will also continue exploring opportunities to improve supply chain transparency and strengthen engagement with suppliers, particularly in relation to the environmental impacts associated with steel production and other key materials used in tower crane manufacturing.

More broadly, Wolffkran will continue to monitor evolving regulatory developments, including climate disclosure requirements and emerging sustainability reporting standards. While the Group is not currently required to report under the Corporate Sustainability Reporting Directive (CSRD), the organization remains attentive to developments in this area to ensure that its ESG reporting framework continues to evolve in line with international best practices.

Through these efforts, Wolffkran aims to progressively strengthen the systems, data, and governance structures necessary to support a responsible and transparent sustainability management across its global operations.

# Appendices and Supporting Information

## Methodology and Assumptions

This appendix outlines the methodology used to estimate energy consumption, greenhouse gas emissions, and associated environmental impacts across Wolffkran's operations. The approach builds on the framework established in the ESG Report 2024, with continued efforts made during the reporting period to improve data quality, consistency, and coverage across all reporting entities. The analysis integrates data from multiple operational sources and applies recognized emission factors and conversion methodologies. Where direct measurements were not available, reasonable assumptions and estimations have been applied to ensure completeness of reporting. These assumptions are disclosed transparently to support the interpretation of reported data.

During the preparation of this report, a number of inaccuracies were identified in the previously reported 2024 data relating to energy consumption and associated emissions. These primarily affected reported figures for electricity and natural gas consumption, as well as Scope 3 emissions associated with waste. Three key issues were identified. Firstly, a misinterpretation of energy billing data at the Heilbronn site resulted in district heating (steam) consumption being incorrectly reported as natural gas consumption. Secondly, electricity and natural gas consumption data for the Heilbronn, Ilsfeld and Luckau sites were submitted in kilowatts (kW) rather than kilowatt-hours (kWh), leading to a significant overstatement of energy consumption and associated emissions. Thirdly, a calculation error within the methodology used to estimate Scope 3 emissions from waste resulted in these emissions being overstated.

Enhancements to data validation processes during the reporting period enabled these issues to be identified and corrected. As a result, revised and accurate data for both the 2024 and 2025 reporting periods has been presented within this report, ensuring improved consistency and comparability between reporting periods. In parallel, improvements have been made to internal data collection and validation processes to reduce the risk of similar issues occurring in future. While progress has been made, Wolffkran recognizes that data collection processes continue to evolve, particularly in newly included regions. Ongoing efforts are focused on strengthening data accuracy, reducing reliance on estimations, and improving the overall robustness of ESG reporting.

Wolffkran acknowledges that these inaccuracies occurred and regrets any confusion this may have caused. These missteps reflect the challenges associated with establishing ESG reporting processes for the first time and have informed the strengthening of data management and validation procedures going forward.



**Data Collection and Estimation**

- US Entity Fuel Consumption and Waste Production:
  - Full data for fuel consumption was unavailable for this reporting period. It was assumed to be the same as the full 12-month calendar period of 2024 previously reported, with the addition of estimated fuel consumption from an additional employee.
  - Waste production and recycling rates were unavailable for the reporting period and were assumed to be the same as the previous reporting period.
  
- German Entity Waste Production, Gas Consumption, Water, and Management Diversity
  - Waste production and recycling rate were only available for the Heilbronn and Ilsfeld sites for this reporting period. The waste production for Luckau was assumed to be the same as the previous reporting period, which utilized 2023 data and the recycling rate for the Luckau site was assumed to be the same as the Heilbronn and Ilsfeld sites reported.
  - Gas consumption for the Ilsfeld site was unavailable for this and the previous reporting period, following a full investigation into the previous reporting period's made errors. The only available data is from 2023 and was hence assumed to remain consistent throughout the 2024 and 2025 reporting periods. This was combined with accurate gas consumption data for the 2024 and 2025 reporting periods of the Heilbronn site.
  - Reported water consumption for the Luckau site was a fraction of the expected water consumption for this site during the reporting period. Upon investigation, the invoice received from the utility provider confirmed the figure reported. It is assumed that this is a result of a metering error, hence the assumption was made that the water consumption of this site was the same as in the 2024 reporting period.
  - An updated figure for the number of managers and percentage of women in the management team was not provided for the Luckau site during this reporting period. As such, it was assumed to be the same as the previous reporting period.

- Saudi Arabian Entity Water Consumption, Waste Production, and Fuel Consumption:
  - As previously mentioned throughout the body of this report, no data was available for water consumption and waste production for this entity due to these services being included as part of site rental agreements.
  - Data on fuel consumption which is tracked through a third party was only available in an aggregated form of petrol and diesel fuel together. As such, it was assumed that all of the fuel consumed was diesel to ensure that the environmental impact of this activity was not underestimated.

**Calculation of Emissions and Energy Metrics**

- US Electricity Consumption:
  - Electricity consumption for US operations was calculated using the EPA eGrid power profiling tool specific to the ERCOT region, utilizing the 2023 dataset.
  - NO<sub>x</sub> emissions were converted to CO<sub>2</sub>e using the UK Government's 2025 factors.
  
- Grid Intensity Factors:
  - Germany: The grid intensity factors were obtained from invoices received from the electricity suppliers, specific to the regions of the manufacturing facilities.
  - Switzerland: The grid intensity factor was sourced from 2023 data provided by the International Energy Agency (IEA).
  - Saudi Arabia: The grid intensity factor was obtained from the 2022 Climate Transparency Report.

- Emissions Associated with District Heating:
  - The values for the consumption of district heating were provided in tonnes of steam and converted to kilowatt-hours utilizing a conversion factor of 720 kWh per 1 t of steam provided by the supplier.
  - The Scope 2 emissions associated with this district heating consumption as well as the Scope 3 well-to-tank and distribution losses were calculated using the UK government's 2025 factors.
  
- Fuel Emissions:
  - Emissions from fuel combustion were calculated using the UK government's 2025 factors.
  - A 100% mineral fuel blend was assumed for non-UK entities, whereas an average biofuel blend was applied for UK entities.
  
- Water-Related Emissions:
  - Emissions associated with water consumption were calculated using the UK government's 2025 factors.
  - Wastewater production was assumed to be 95% of water consumption, with the corresponding conversion factor applied from the UK government's 2025 factors.
  
- Waste Production Emissions:
  - Emissions were calculated under the assumption that waste sent to landfill qualifies as commercial/industrial waste.
  - For recycled materials, an open-loop system was assumed, applying the UK government's 2025 factors.

**Scope 3 Emissions Calculations**

- Electricity Consumption:
  - The calculation incorporates well-to-tank (WTT) factors, transmission and distribution (T&D) factors, and the combined WTT of T&D factors, as specified in the UK government's 2025 factors.
  
- Fuel Consumption:
  - The fuel consumption's Scope 3 emissions were determined using the UK government's 2025 WTT factors, maintaining the assumption of a 100% mineral fuel blend for non-UK data and an average biofuel blend for UK consumption data.

**Fuel Volume Conversion**

- Conversion to kWh:
  - Fuel volumes were converted to kilowatt-hour (kWh) values using the UK government's 2025 factors for fuel properties.
  - For UK-based calculations, values assumed an average biofuel blend, while for non-UK values, a 100% mineral fuel composition was assumed.
  
- KPIs by Revenue and Crane Production
  - Figures for total revenue and revenue by sales and service were only available for the calendar year of 2025.
  - Figures for number of cranes manufactured at our sites in Germany were also only available for the calendar year of 2025.

## Scope 3 Categories and Reporting Status

Wolffkran's Scope 3 emissions are calculated in accordance with the Greenhouse Gas Protocol, which defines 15 categories of indirect emissions across a company's value chain. At the current stage of ESG reporting development, Wolffkran has prioritized the calculation of Scope 3 categories where reliable data is available and material impacts are expected.

As data collection processes continue to mature, the Group intends to expand the scope and completeness of Scope 3 reporting in future reporting periods.

The table below outlines the Scope 3 categories defined by the Greenhouse Gas Protocol and indicates the current reporting status.

Category No.	Scope 3 Category	Reporting Status	Notes
1	Purchased Goods and Services	Partially included	Water and associated wastewater services included
2	Capital Goods	Not included	To be assessed
3	Fuel- and Energy-Related Activities (not in Scopes 1 & 2)	Included	Includes WTT, T&D losses, and district steam heating consumption
4	Upstream Transportation and Distribution	Not included	Where transportation is undertaken internally, this is included in Scope 1. Transport undertaken by contracted third parties is not currently included.
5	Waste Generated in Operations	Included	Based on waste data and treatment assumptions
6	Business Travel	Not included	Data not yet available
7	Employee Commuting	Not included	To be developed
8	Upstream Leased Assets	Not included	Limited data availability
9	Downstream Transportation and Distribution	Not included	Data not yet available
10	Processing of Sold Products	Not applicable	Not applicable
11	Use of Sold Products	Not included	To be assessed (significant potential impact)
12	End-of-Life Treatment of Sold Products	Not included	To be developed
13	Downstream Leased Assets	Not included	To be assessed (significant potential impact)
14	Franchises	Not included	To be assessed (significant potential impact)
15	Investments	Not applicable	Not relevant to operations

## Scope 3 Emissions Breakdown of Included Categories

The Scope 3 emissions reported for 2025 are derived from the following categories:

- Water and wastewater purchased services
- Fuel- and energy-related activities (District heating, WTT and T&D losses)
- Waste generated in operations

Total Scope 3 emissions (2025): 1013 tCO<sub>2</sub>e

Further details on category-level emissions are provided in the main body of the report under the emissions performance section.

## Future Development of Scope 3 Reporting

Wolffkran recognizes that Scope 3 emissions represent a significant proportion of its total environmental impact, particularly in relation to steel production and the lifecycle of tower cranes.

As part of the ongoing development of the Group's ESG framework, efforts will focus on:

- Expanding data collection across key Scope 3 categories
- Engaging with suppliers to improve emissions transparency
- Identifying material categories through a double materiality assessment
- Improving the accuracy and completeness of emissions calculations

# Glossary and Abbreviations

## Glossary of Terms

### **AMPD Enertainer**

A battery energy storage system used to power construction equipment, reducing reliance on diesel generators, and lowering emissions on-site.

### **Biofuel**

A fuel derived from renewable biological sources. In this report, UK fuel consumption may include a proportion of biofuel blended with conventional fuels.

### **Carbon Dioxide Equivalent (CO<sub>2</sub>e)**

A standard unit for measuring greenhouse gas emissions, expressing the impact of different gases in terms of the amount of CO<sub>2</sub> that would create the same level of warming.

### **Carbon Offsetting**

The practice of compensating for greenhouse gas emissions by investing in projects that reduce or remove emissions elsewhere. Wolffkran prioritizes direct emissions reduction over offsetting.

### **Circular Economy**

An economic model focused on reducing waste and extending the lifecycle of materials through reuse, refurbishment, and recycling.

### **Corporate Sustainability Reporting Directive (CSRD)**

A European Union regulation requiring companies to disclose detailed information on environmental, social, and governance (ESG) performance.

### **District Heating**

A system for distributing heat (e.g. steam) generated in a central location to multiple buildings or facilities.

### **Double Materiality**

An ESG assessment approach that considers both the impact of environmental and social issues on a company (financial materiality) and the company's impact on society and the environment (impact materiality).

### **Electric Vehicle**

A vehicle powered fully or partially by electricity, used as part of fleet decarbonization strategies.

### **Energy Intensity**

A measure of energy consumption relative to a unit of activity, such as per employee or per unit of production.

### **Environmental, Social, and Governance (ESG)**

A framework used to assess a company's performance in environmental stewardship, social responsibility, and corporate governance.

### **ESG Management System**

A structured framework used to monitor, manage, and improve ESG performance across an organization.

### **EU General Data Protection Regulation (GDPR)**

A European Union regulation governing the processing and protection of personal data.

### **Greenhouse Gas (GHG)**

Gases that trap heat in the atmosphere, including carbon dioxide (CO<sub>2</sub>), methane (CH<sub>4</sub>) and nitrous oxide (N<sub>2</sub>O).

### **Greenhouse Gas Protocol**

An internationally recognized standard for measuring and reporting greenhouse gas emissions.

### **Hydrotreated Vegetable Oil (HVO)**

A renewable diesel alternative produced from vegetable oils or waste fats, used as a lower-emission fuel option.

### **ISO 14001**

An international standard for environmental management systems, focused on improving environmental performance.

### **ISO 45001**

An international standard for occupational health and safety management systems.

**Kilowatt-hour (kWh)**

A unit of energy representing the consumption of one kilowatt of power over one hour.

**Net Zero**

A state in which greenhouse gas emissions are balanced by emissions reduction and removal efforts.

**Photovoltaic (PV) System**

A system that converts sunlight into electricity using solar panels.

**Scope 1 Emissions**

Direct greenhouse gas emissions from sources owned or controlled by the company.

**Scope 2 Emissions**

Indirect emissions from the generation of purchased electricity consumed by the company.

**Scope 3 Emissions**

All other indirect emissions that occur in a company's value chain.

**Swiss Climate Ordinance**

Swiss legislation requiring companies to disclose climate-related risks, emissions, and transition plans.

**Task Force on Climate-related Financial Disclosures (TCFD)**

A framework for reporting climate-related risks, opportunities, and financial impacts.

**Total Energy Consumption (TEC)**

The total amount of energy consumed across operations, including electricity, fuels, and heating.

**Waste Diversion Rate**

The proportion of waste diverted from landfill through recycling, reuse, or recovery processes.

**Whistleblowing**

The reporting of suspected misconduct, unethical behavior, or legal violations through a formal reporting channel.

**WOLFF Hybrid Power Unit**

A hybrid energy system combining battery storage and a generator to improve efficiency and reduce emissions on construction sites.

**Abbreviations**

<b>CO<sub>2</sub>e</b>	Carbon dioxide equivalent
<b>CSR</b>	Corporate Sustainability Reporting Directive
<b>DE</b>	Germany
<b>ESG</b>	Environmental, Social, and Governance
<b>EV</b>	Electric Vehicle
<b>FTE</b>	Full-time equivalent
<b>GHG</b>	Greenhouse gas
<b>GDPR</b>	General Data Protection Regulation
<b>HVO</b>	Hydrotreated vegetable oil
<b>ISO</b>	International Organization for Standardization
<b>KSA</b>	Kingdom of Saudi Arabia
<b>kWh</b>	Kilowatt-hour
<b>PV</b>	Photovoltaic
<b>TCFD</b>	Task Force on Climate-related Financial Disclosures
<b>TEC</b>	Total energy consumption
<b>UK</b>	United Kingdom
<b>US</b>	United States

**Units of Measurement**

<b>kWh</b>	Kilowatt-hour, unit of energy consumption
<b>tCO<sub>2</sub>e</b>	Tonnes of carbon dioxide equivalent
<b>kg</b>	Kilogram, unit of mass
<b>t</b>	Tonne (1,000 kg)
<b>m<sup>3</sup></b>	Cubic meter, unit of volume (commonly used for water consumption)
<b>%</b>	Percentage
<b>l</b>	Liters, unit of volume (commonly used for fuel consumption)



**Editorial Responsibility**  
WOLFFKRAN Holding AG  
Niall Conroy, Sustainability Program  
Manager of the WOLFFKRAN Group

**Content Advisor**  
IRF Reputation AG

**Design, Layout, and Editing**  
etextera.ch

**Cover Photo**  
WOLFF 7534 on a City Portal  
at the rehabilitation works  
at the Lavalette Dam, France

**Photo Credits**  
Cover: Lionel Ciochetto  
Pages 2, 54, and 55: Erik Bohr  
Pages 9, 38, and 44: Neil McAleer Photography  
Page 11: Demateo  
Page 25: Marti AG  
Page 42: Take Off Photography

The ESG Report 2025 is published in  
English only.  
© WOLFFKRAN, Cham, April 2026

**WOLFFKRAN Holding AG**

Hinterbergstrasse 17  
CH-6330 Cham  
Tel. +41 41 766 85 00  
Fax +41 41 766 85 99

[info@wolffkran.com](mailto:info@wolffkran.com)  
[www.wolffkran.com](http://www.wolffkran.com)

**Der Leitwolf.**  
The leader of the pack.

